



## PRODUCT SPECIFICATION

### GENERAL

<b>FINISH:</b>	Antique Brass	<b>CABLE LENGTH:</b>	Not Applicable
<b>MAIN MATERIAL:</b>	Metal - Mild Steel	<b>GROSS WEIGHT:</b>	0.92 (kg)
<b>DIMENSIONS:</b>	H:50mm W:365mm D:210mm	<b>CLASS:</b>	CE (Class I)
<b>INSTALLATION ORIENTATION:</b>	Wall Mount - Horizontal	<b>IP RATING:</b>	IP20
<b>CUT OUT HOLE:</b>	Not Applicable	<b>BATHROOM ZONE:</b>	Zone 3
<b>RECESS DEPTH:</b>	Not Applicable	<b>VOLTAGE:</b>	Mains 230 (V)
<b>FIRE RATING:</b>	Not Applicable	<b>PRODUCT F MARK:</b>	Suitable for mounting on flammable materials

### LAMP

<b>LIGHT SOURCE:</b>	T5	<b>MACADAM ELIPSE:</b>	Not Applicable
<b>MAXIMUM WATTAGE:</b>	1 x 8W Max	<b>UGR:</b>	Not Applicable
<b>MAXIMUM LAMP LENGTH:</b>	300mm/11.8"	<b>BEAM ANGLE:</b>	Not Applicable
<b>LAMP INCLUDED?</b>	Yes	<b>TILT ADJUSTMENT ANGLE:</b>	90 (Degrees)
<b>LUMINOUS FLUX:</b>	289.9 (lm)	<b>ROTATION ADJUSTMENT ANGLE:</b>	Not Applicable
<b>COLOUR TEMP:</b>	Lamp Dependent	<b>AVERAGE LIFESPAN:</b>	12,000
<b>CRI:</b>	Lamp Dependent	<b>L70:</b>	Not Applicable
<b>R9:</b>	33.5		

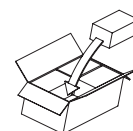
### ELECTRICAL

<b>SWITCHED:</b>	No	<b>SUPPLY FREQUENCY:</b>	50/60 (Hz)
<b>DIMMABLE:</b>	No	<b>DRIVER/BALLAST VOLTAGE:</b>	220-240 (V)
<b>DIMMING METHOD:</b>	Not Applicable	<b>DRIVER AVERAGE LIFESPAN:</b>	Not Applicable
<b>DRIVER OUTPUT CURRENT:</b>	Not Applicable	<b>EFFICACY:</b>	35.3 (lm/W)
<b>DRIVER OUTPUT VOLTAGE:</b>	Not Applicable	<b>DRIVER/BALLAST INCLUDED?</b>	Yes (Integral)

## ADDITIONAL INFORMATION



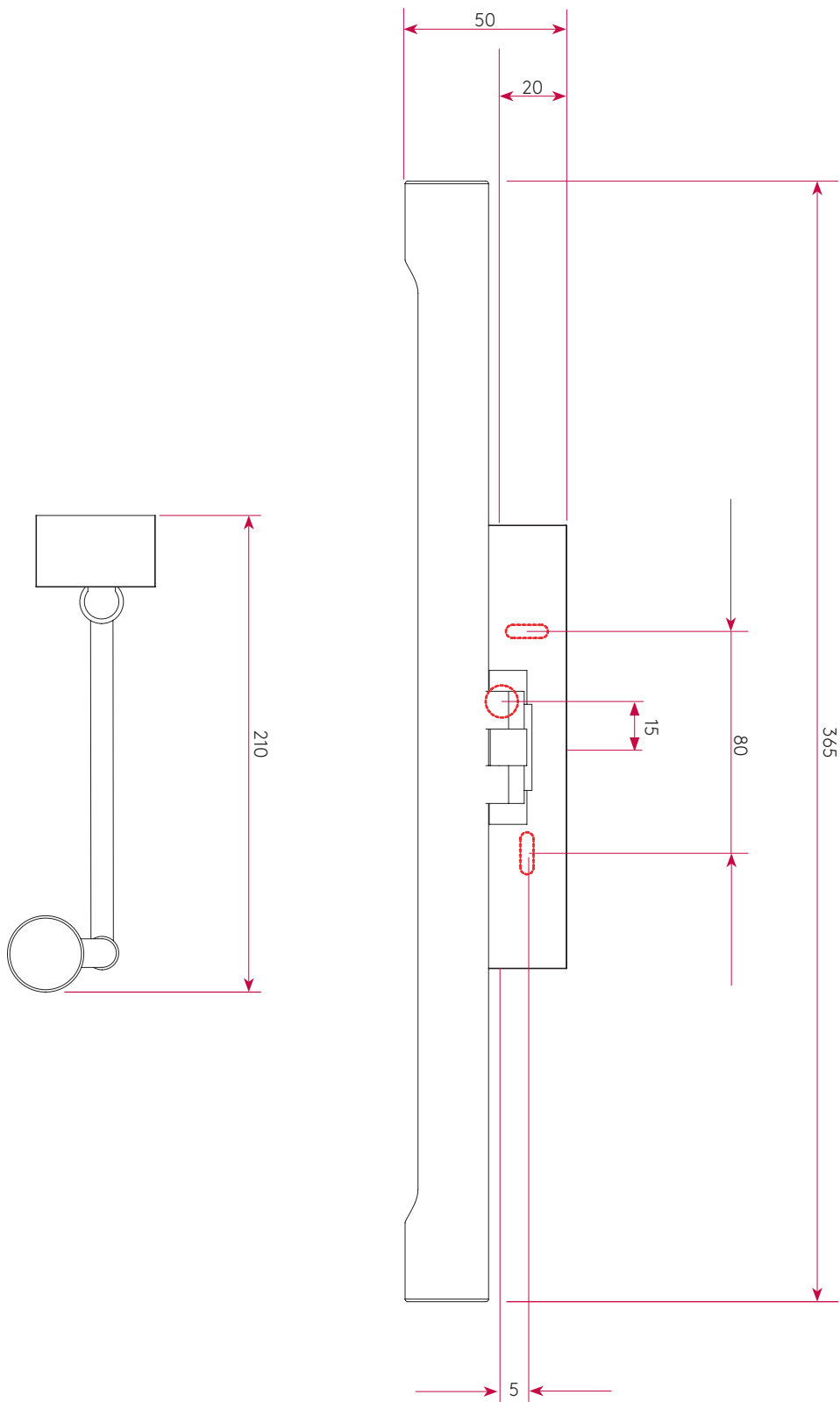
This product is not suitable for use with a PIR motion detector.



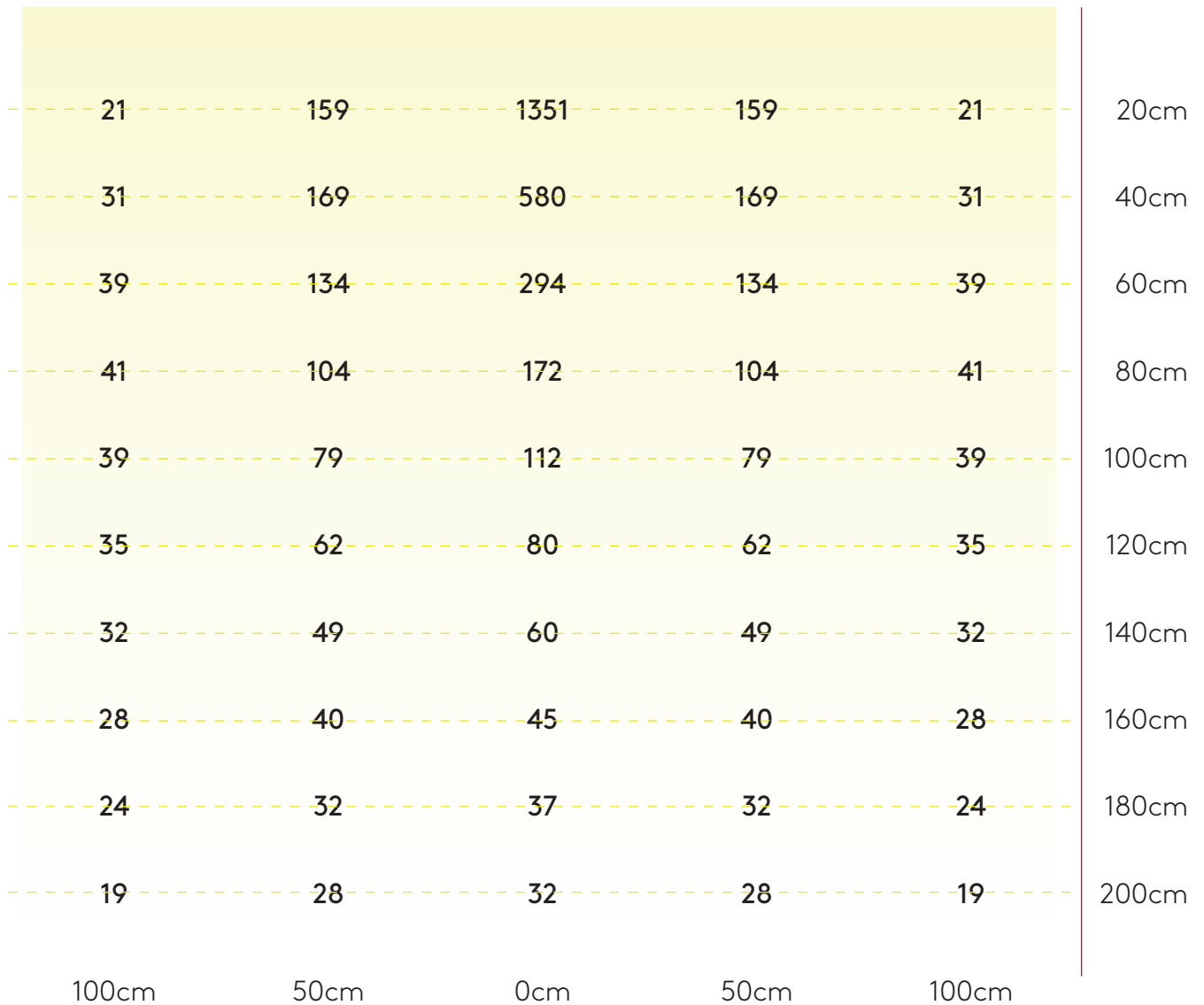
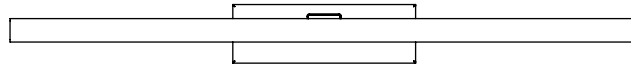
BOX QUANTITY X 12

# PRODUCT ELEVATIONS

---



## LUX DISTRIBUTION DIAGRAM



## ADDITIONAL INFORMATION



All products tested were mounted 2m from the floor and adjustable heads set perpendicular to the ground. Results were obtained using a handheld lumen meter, measurements given are in Lux.

**Please note:** Graphical representation of the product is not to scale.